

#3118
October, 2018
Page 1 of 3

SUBJECT: Allison DOC® V2018.2 Subscription Service Update

MODELS AFFECTED: All 1000, 2000, 3000, 4000 Series Product Families, 5000, 6000, 8000, 9000 Series Transmissions, and MT(B) 600, CL(B)T, V, HT(B) 700 Series Transmissions, TC10® Transmissions and H 40/50 EP™ System

SERIAL NUMBERS AFFECTED: All

Introduction:

Effective October 2018, the Allison DOC® V2018.2 Subscription Service Update was made available as a “no charge” internet-download for all the Allison DOC® V2018.1 Subscription Service users. This is a mandatory update and users have 30 days to download and accept this update to continue use of Allison DOC®. This new version incorporates important features and enhancements discussed below.

In order to upgrade the software, V2018.1 must already be installed on the PC. Earlier versions of the service tool (e.g. V13.0.0, V14.0.0, etc.) cannot be upgraded to V2018.2, unless V2018.1 (download or USB thumb drive based upgrade) is first installed. The Allison DOC® product combines Allison DOC® Premium, Allison DOC® Premium (H 40/50 EP™) and Allison DOC® Fleets. There is one install media but a valid license is necessary to enable each product offering.

Specific enhancements included in V2018.2, as well as downloading and installation procedures, are the main topics addressed in this Service Information Letter (SIL). This SIL is not intended to replace or supersede SIL 11-TR-18, but to complement it, as users transition to V2018.2. It is advisable to reference SIL 11-TR-18, and the Allison Web Store (<https://allisonstore.noregon.com>) for details related to PC platform requirements, V2018.1 ordering information, and other pertinent information.

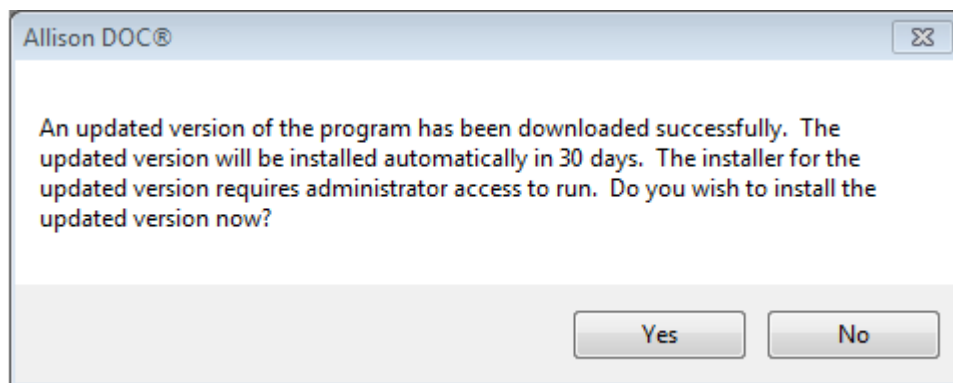
Summary of New Features and Enhancements Included in Allison DOC® V2018.2:

Updates specific to Allison DOC® Premium:

- Updates trimming for FuelSense® 2.0 calibrations with applicable OEM limit restrictions
- Updates 3000/4000 5th Generation Troubleshooting Manual
- Corrects TC10® turbine speed scaling for D181 and later
- Updates Test Modes tab for 5th Generation Heavy-duty On-Board Diagnostic (HDOBD) regulation calibrations

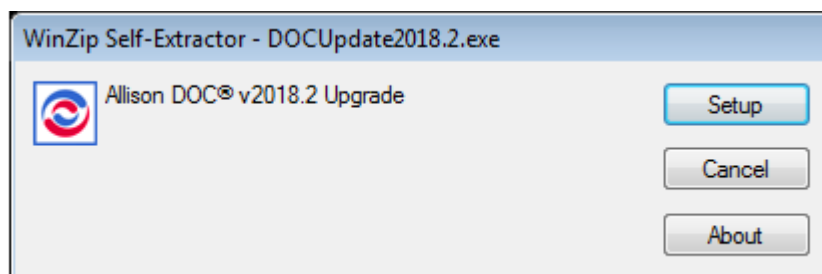
Download and Installation Procedures:

When Allison DOC® is launched after an update is released, the user will be notified of an updated version. The user will have 30 days to accept the mandatory update. After 30 days, the user must accept the update in order to continue use of the Allison DOC® tool.



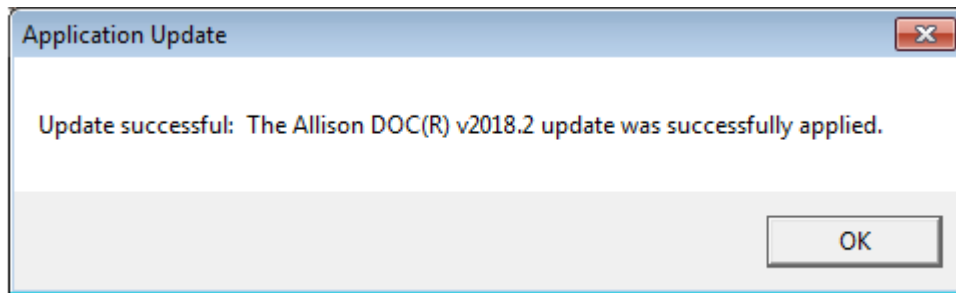
3648008

When the user chooses to accept the update, the WinZip Self-Extractor will run. Select Setup and accept the license agreement, then follow the Setup Wizard prompts to install.



4355869

The user will receive a Success message when the update is complete and applied successfully.



4355959

There are two additional ways to download and install Allison DOC® V2018.2:

1. **Update Application feature** – From the Allison DOC® V2018.1 main menu, select Software Configuration. Then, select the Update Application tab, click on **Check for update** button, and follow the instructions on the screen. Depending on the internet communication system, this process may take several minutes.
2. **Update URL** – From the software main menu, select Software Configuration. Then, select the Update Application tab, click on the displayed URL (i.e. <https://allison.noregon.com/userservices/subscriptionupdate.htm>). Once the Update website is displayed, click on **Download Update** for V2018.2, and select **Save** option. Select the Desktop from the “Save in:” pull-down menu, or any other easy-to-access location on the PC, and save the DOCUpdate1820.exe file. Once the file is successfully downloaded, close the Allison DOC® software, then double-click on the DOCUpdate1820.exe file and follow the instructions on the screen.